

# The Personnel Presence Vulnerability Chart Method



Provided to you courtesy  
of



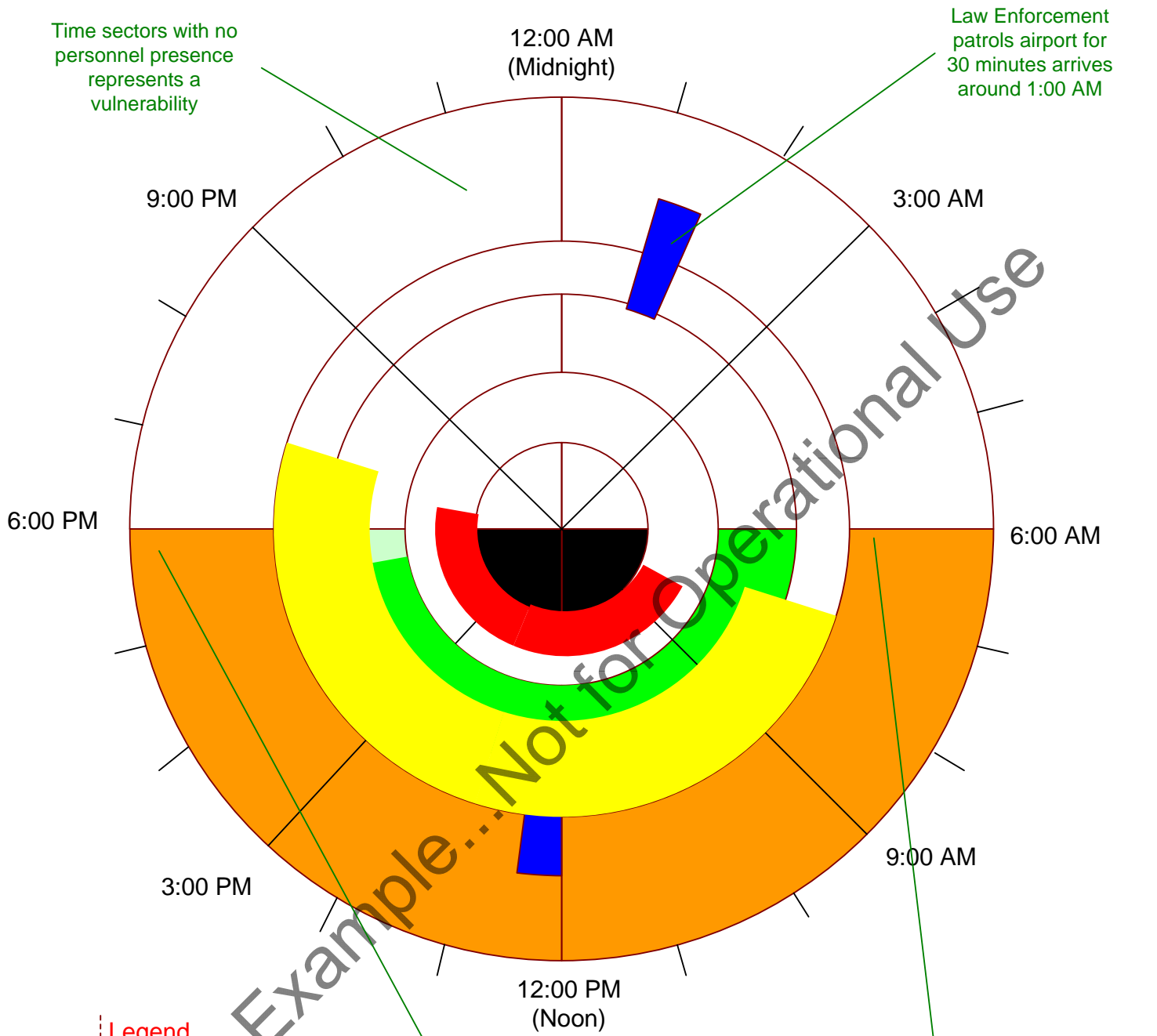
**Planehook Aviation Services, LLC**

*Securing aviation one airport at a time*

# Instructions for Use

- Step 1: List all of the different types of manned activities at your airport (FBOs, Tenants, Flight Schools, Airport Management, etc)
- Step 2: Identify when the first person of that activity normally arrives at the airport. Then identify when the last person for that activity departs the airport.
- Step 3: Make a filled-in ring sector on the Personnel Presence Vulnerability Chart for that activity (see example). Note: Using different colors for each segment helps to visualize when each particular activity is present at the airport.
- Step 4: Complete a PPVC for each day that has differing start and end times.
- This chart now shows when your airport is especially vulnerable to criminals and terrorists based upon the lack of personnel.
- *Note: This information should be treated as sensitive*

# Personnel Presence Vulnerability Chart



## Legend

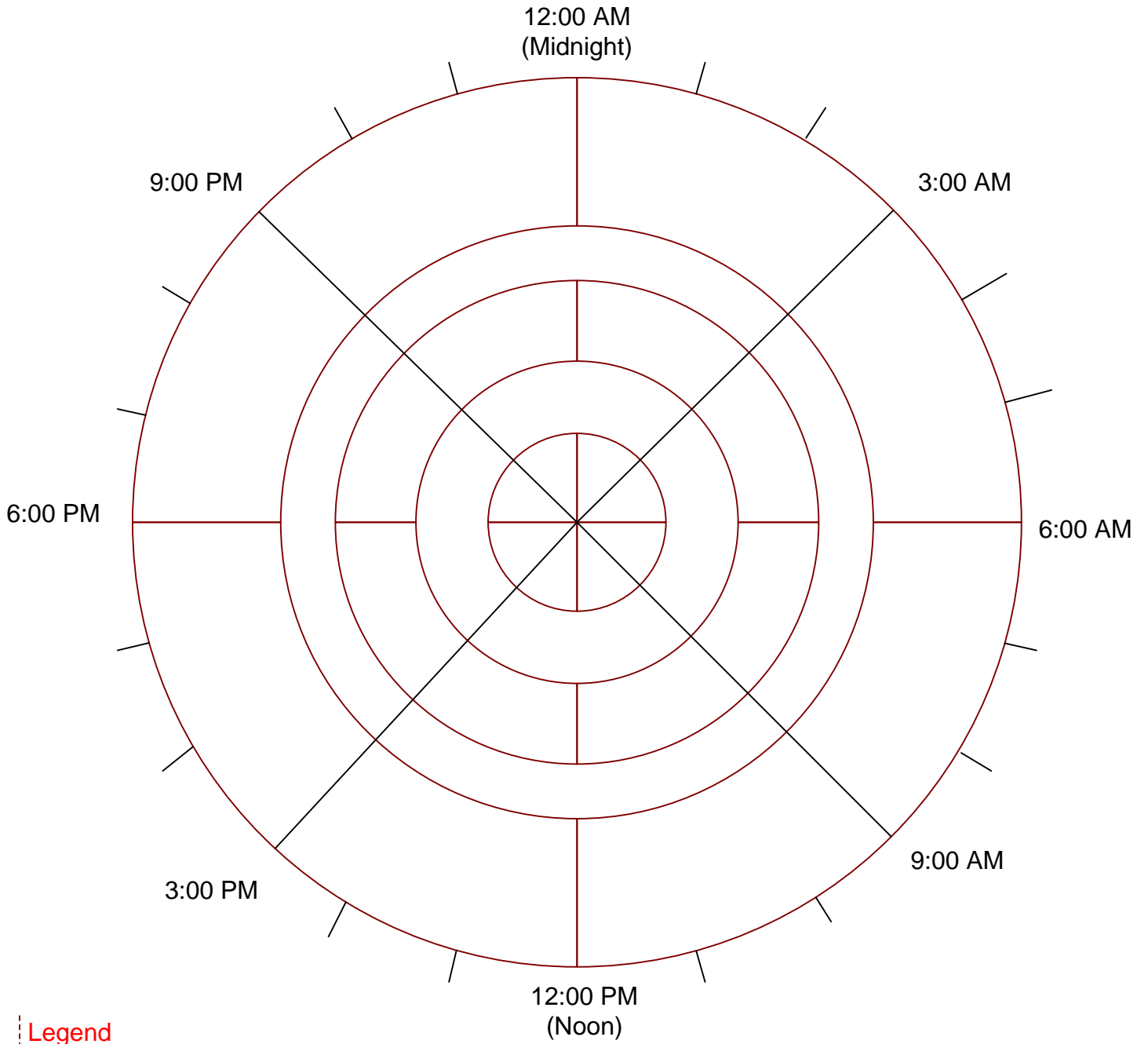
- Airport Management
- FBO Personnel
- Flight School Personnel
- Airport Cafe Personnel
- Airport Tenant Personnel
- Law Enforcement

Example... Not for Operational Use

### Heaven Airplane Patch


Mondays	3 Aug 2007
---------	------------

# Personnel Presence Vulnerability Chart



## Legend

- 
- 
- 
- 
- 
- 



# Planehook's Contact Information

Planehook Aviation Services, LLC  
6010 Windhaven Drive  
San Antonio, TX 78239-2133

Office: (210) 653-8442  
Mobile: (210) 723-8745  
FAX: (210) 653-8442

E-mail: [david.hook@spaceflightsecurity.com](mailto:david.hook@spaceflightsecurity.com)

Websites

<http://www.planehook.com>

<http://www.aviationandspacetv.com>